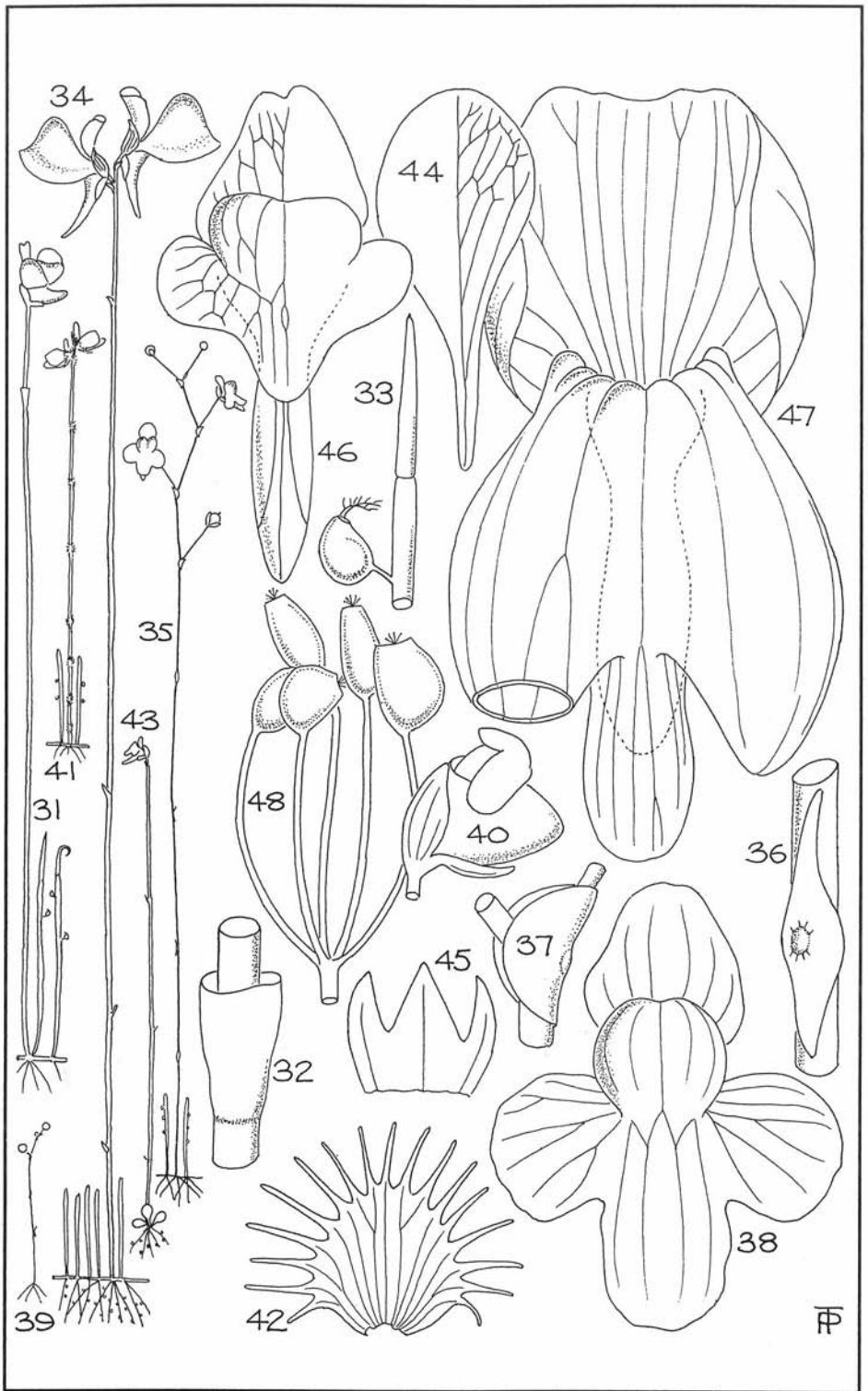


Reproduced by permission of the Board of Trustees of the Royal Botanic Gardens, Kew.


I. GENLISEA, *G. subglabra*, 1, plant, natural size; 2, bract and bracteoles in situ, enlarged; 3, flower, from rear, enlarged; 4, simple hairs on corolla, greatly enlarged; 5, dehisced capsule (section Genlisea), enlarged, *G. angolensis*, 6, leaf, natural size, *G. africana*, 7, flower from front, enlarged, *G. pallida*, 8, trap, enlarged, *G. filiformis*, 9, flower from front, enlarged; 10, calyx and part of pedicel, enlarged; 11, gland-tipped hairs on pedicel, greatly enlarged, *G. violacea*, 12, dehiscent valvate capsule (section Tayloria) with pedicel, enlarged, *G. sanariapoana*, 13, gland-tipped and simple hairs on pedicel, greatly enlarged.



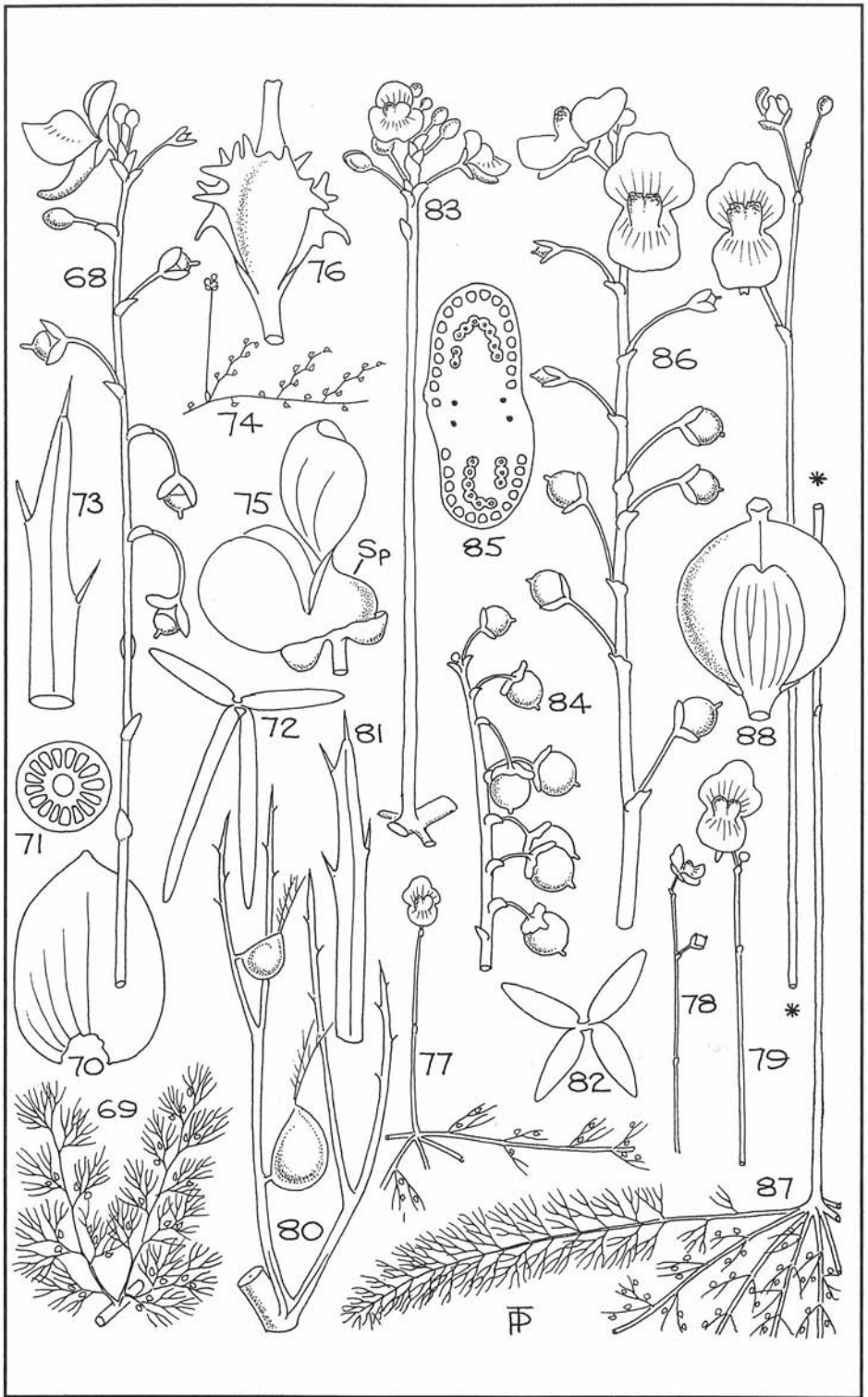
II. UTRICULARIA, a typical terrestrial and a typical aquatic species, **U. juncea**, 14, plant, natural size, R - raceme, Pu - peduncle, Sc - scale, L - leaf; 15, leaf with traps, enlarged; 16, scale, enlarged; 17, bract, enlarged; 18, bracteole, enlarged; 19, flower, in situ, lateral view, enlarged, Br - bract, Br1 - bracteole, Pc - pedicel, UC - upper calyx lobe, LC - lower calyx lobe, CUL - corolla upper lip, CLL - corolla lower lip, S - spur; 20, calyx, enlarged; 21, plant with cleistogamous flowers, natural size; 22, cleistogamous flower, enlarged, **U. geminiscapa**, 23, plant, with chasmogamous and cleistogamous inflorescences, natural size; 24, leaf-segments, with traps, enlarged; 25, apex of leaf-segment, greatly enlarged; 26, quadrifid gland from inside trap, greatly enlarged; 27, bract, enlarged; 28, capsule from cleistogamous flower, with pedicel and bract insitu, enlarged; 29, dehisced circumscissile capsule, enlarged; 30, cleistogamous flower, enlarged.



III. UTRICULARIA, **U. resupinata**, 31, plant, natural size; 32, tubular bract, enlarged; 33, apex of leaf, with septum and trap, enlarged, **U. cornuta**, 34, plant, natural size, **U. subulata**, 35, plant, natural size; 36, basisolute scale, in situ, enlarged; 37, basisolute, peltate bract, in situ, enlarged; 38, flower, from front, enlarged; 39, cleistogamous plant, natural size; 40, cleistogamous flower, lateral view, enlarged, **U. simulans**, 41, plant, natural size; 42, fimbriate calyx lobe, enlarged, **U. amethystina**, 43, plant, natural size; 44, leaf, enlarged; 45, connate bract and bracteoles, enlarged; 46, flower, from front, enlarged, **U. purpurea**, 47, flower, from front, with apex of one saccate corolla lobe removed, and spur shown in dotted line, enlarged; 48, verticillate leaf-segments with terminal traps, enlarged.



IV. UTRICULARIA, **U. inflata**, 49, raceme, with flower and capsules, natural size; 50, leaf, with the two halves unequal, natural size; 51, whorl of floats, with all but one removed, natural size; 52, bract, enlarged; 53, apex of spur, enlarged; **U. radiata**, 54, raceme and whorl of floats, natural size; 55, raceme, with capsules; 56, leaf, with the two halves equal, natural size; 57, bract, enlarged; 58, apex of spur, enlarged, **U. minor**, 59, flower, lateral view, with subsaccate spur shown part in dotted line, enlarged; 60, leaf, with traps, enlarged; 61, quadrid gland from inside trap, greatly enlarged; 62, dehisced circumscissile capsule, enlarged, **U. ochroleuca**, 63, leaf-segment, enlarged; 64, quadrid gland from inside trap, greatly enlarged, **U. intermedia**, 65, leaf-segment, enlarged; 66, auriculate bract, enlarged; 67, quadrid gland from inside trap, greatly enlarged.



V. UTRICULARIA, **U. macrorhiza**, 68, raceme and part of peduncle, natural size; 69, leaf, natural size; 70, bract, enlarged; 71, transverse section of stolon, enlarged; 72, quadrifid gland from inside trap, greatly enlarged; 73, apex of leaf-segment, enlarged, **U. olivacea**, 74, plant, natural size; 75, flower, lateral view, enlarged, Sp - saccate spur; 76, capsule and calyx with denticulate margins, enlarged, **U. gibba**, 77, plant, natural size; 78, inflorescence with flower and fruit, natural size; 79, inflorescence, large flowered form, natural size; 80, leaf-segments with traps, enlarged; 81, apex of leaf-segment, much enlarged; 82, quadrifid gland from inside trap, greatly enlarged, **U. foliosa**, 83, inflorescence, with flowers and part of stolon at the base, natural size; 84, raceme, with capsules, natural size; 85, transverse section of stolon, much enlarged, **U. floridana**, 86, raceme, natural size, **U. striata**, 87, plant, natural size; 88, valvate capsule, enlarged.